









Average gaming spending habits.

1. On average, how much do you spend over the course of 1 year on all of your gaming products and related gaming supplies? Exclude any money received as a gift. Exclude money spent on tournaments and gaming conventions.

		Response Percent	Response Count
\$0-250		14.1%	27
\$251-500		20.8%	40
\$501-750		19.3%	37
\$751-1,000		15.1%	29
\$1,000-1,500		14.6%	28
\$1,500-2,000		7.8%	15
\$2,001-2,500		2.6%	5
>\$2,500		5.7%	11
		<i>answered question</i>	192
		<i>skipped question</i>	0

2. Typically, how often do you spend this money on gaming products or related supplies?

		Response Percent	Response Count
Weekly		19.8%	38
Monthly		50.0%	96
Bimonthly		20.8%	40
Semi-annually		8.9%	17
Annually		0.5%	1
		<i>answered question</i>	192
		<i>skipped question</i>	0

3. On average, how much money do you get as a gift that you devote to gaming products or related supplies in 1 year?

		Response Percent	Response Count
\$0-100		59.9%	115
\$101-250		27.6%	53
\$251-500		9.9%	19
\$501-750		2.6%	5
\$751-1,000		0.0%	0
\$1,000-1,500		0.0%	0
\$1,500-2,000		0.0%	0
\$2,001-2,500		0.0%	0
>\$2,500		0.0%	0
answered question			192
skipped question			0

4. On average, how many tournaments do you attend each year? Exclude those tournaments that take place at a gaming convention.

		Response Percent	Response Count
0-1		37.0%	71
2-3		29.2%	56
4-6		17.7%	34
7-9		5.7%	11
10-12		3.6%	7
>12		6.8%	13
answered question			192
skipped question			0

5. On average, how much money do you spend going to tournaments in 1 year (entrance fees, travel costs, food costs, etc.)?

		Response Percent	Response Count
\$0-50		55.2%	106
\$51-75		12.0%	23
\$76-100		9.4%	18
\$101-250		13.0%	25
\$251-500		6.8%	13
\$501-750		1.6%	3
>\$750		2.1%	4
		answered question	192
		skipped question	0

6. On average, how many gaming conventions do you attend each year?

		Response Percent	Response Count
0		43.8%	84
1		32.3%	62
2		14.6%	28
3		6.8%	13
4		1.6%	3
5		0.5%	1
>5		0.5%	1
		answered question	192
		skipped question	0

7. On average, how much money do you spend going to gaming conventions in 1 year (entrance fees, travel costs, food costs, etc.)?

		Response Percent	Response Count
\$0-100		53.6%	103
\$101-250		12.5%	24
\$251-500		12.0%	23
\$501-750		8.9%	17
\$751-1,000		5.2%	10
\$1,001-1,500		3.6%	7
\$1,501-1,750		0.5%	1
\$1,751-2,000		1.0%	2
>\$2,000		2.6%	5
		answered question	192
		skipped question	0

8. Please leave any extra clarifying information about your answers, or general feedback about this survey. Thank you.

		Response Count
		38
		answered question
		38
		skipped question
		154